

Slingshot 1

November 15, 2025

Paws in Motion

Kanasville, WI

Mid-Course Challenge

Handler must stay behind Blue or Red line while the dog completes the required obstacles to get a multiplier! In order to attain the 3X multiplier the handler must stay behind the Red Line while the dog performs obstacles 3-4 and 8-9 as marked on the map. In order to attain the 1.5X multiplier the handler must stay behind the Blue Line while the dog performs obstacles 3 and 9 as marked on the map. In addition, all obstacles on the course must be performed without any required corrections to qualify with a multiplier. Obstacle corrections allow for a score but in that case the multiplier is voided.

Handlers may choose to run the entire path with their dog for no multiplier.

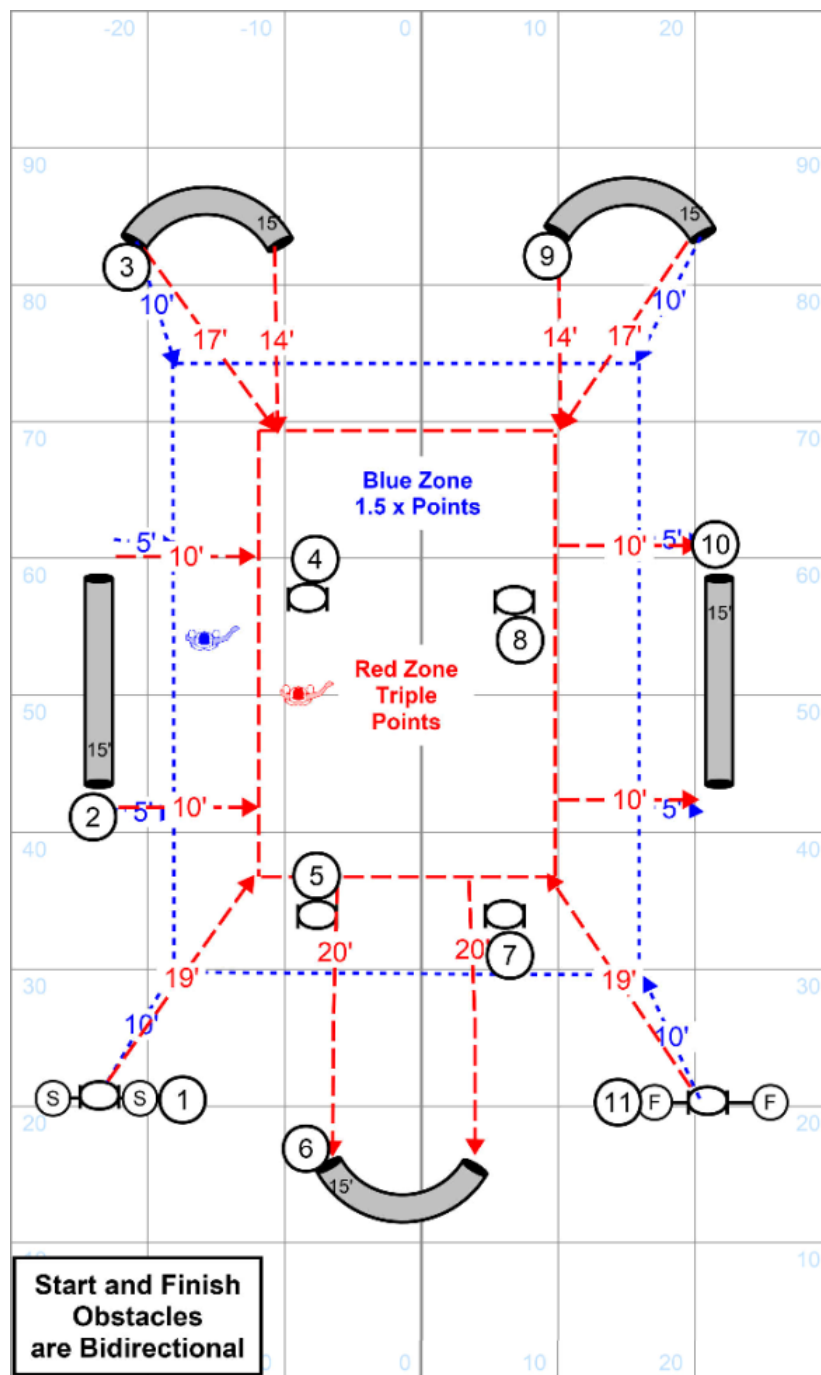
Tunnel Bags Sets

10' Tunnel minimum 3

15' Tunnel minimum 4

20' Tunnel minimum 6





CourseDesigner.com (CD v4.34)

Slingshot 2

November 15, 2025
Paws in Motion
Kanasville, WI

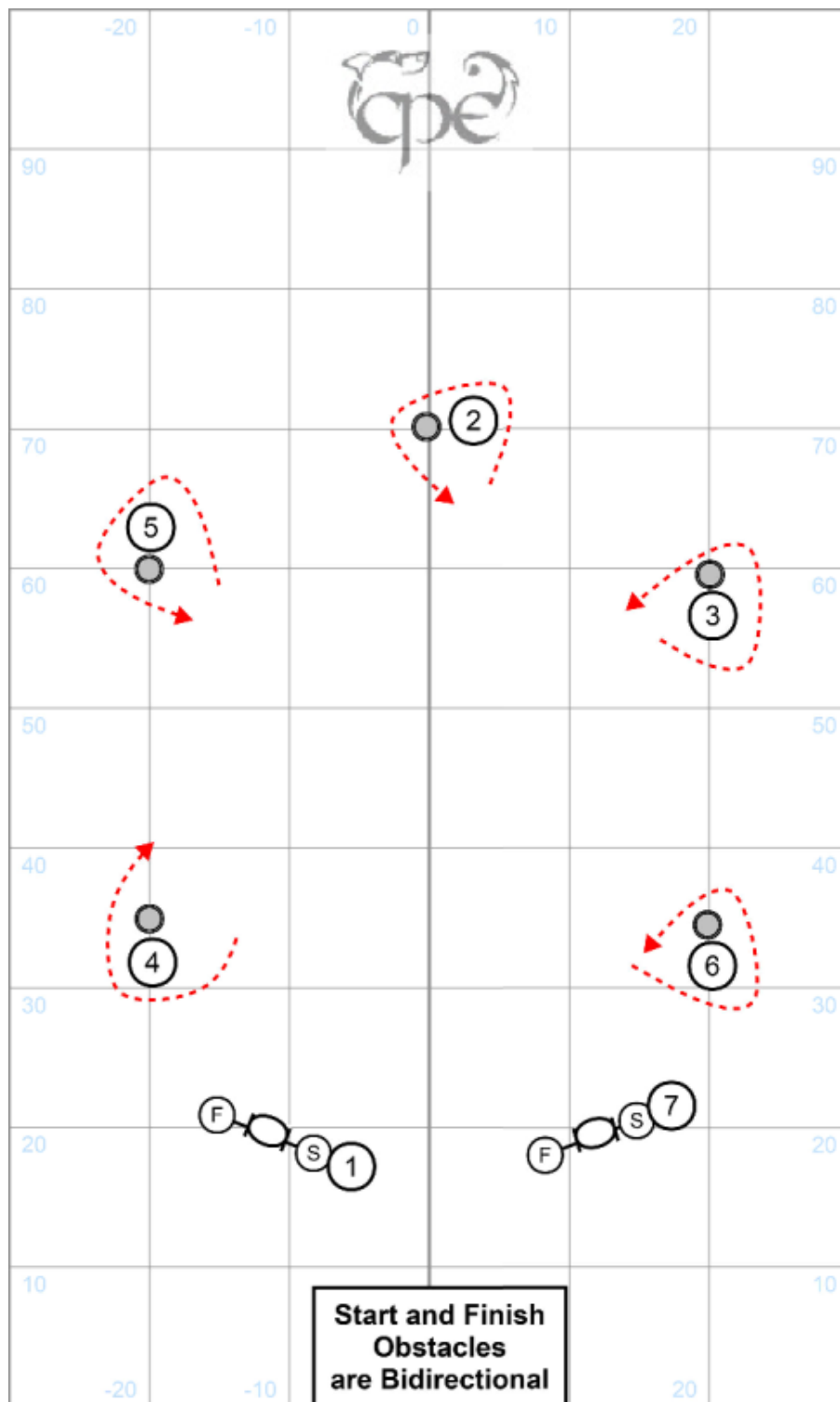
Inside the Box Challenge

Handler must be Inside the Blue or Red box before the dog starts the first distance obstacle. In order to attain the 3X multiplier the handler must stay Inside the Red Box while the dog performs obstacles 1, 2, 3, 6, 9, 10 & 11. In order to attain the 1.5X multiplier the handler must stay inside the Blue Box while the dog performs obstacles 2, 3, 6, 9, 10 & 11. In addition, all obstacles on the course must be performed without any required corrections to qualify with a multiplier. Obstacle corrections allow for a score but in that case the multiplier is voided. **Handlers may choose to run the entire path with their dog for no multiplier.**

Tunnel Bags Sets

10' Tunnel minimum 3
15' Tunnel minimum 4
20' Tunnel minimum 6





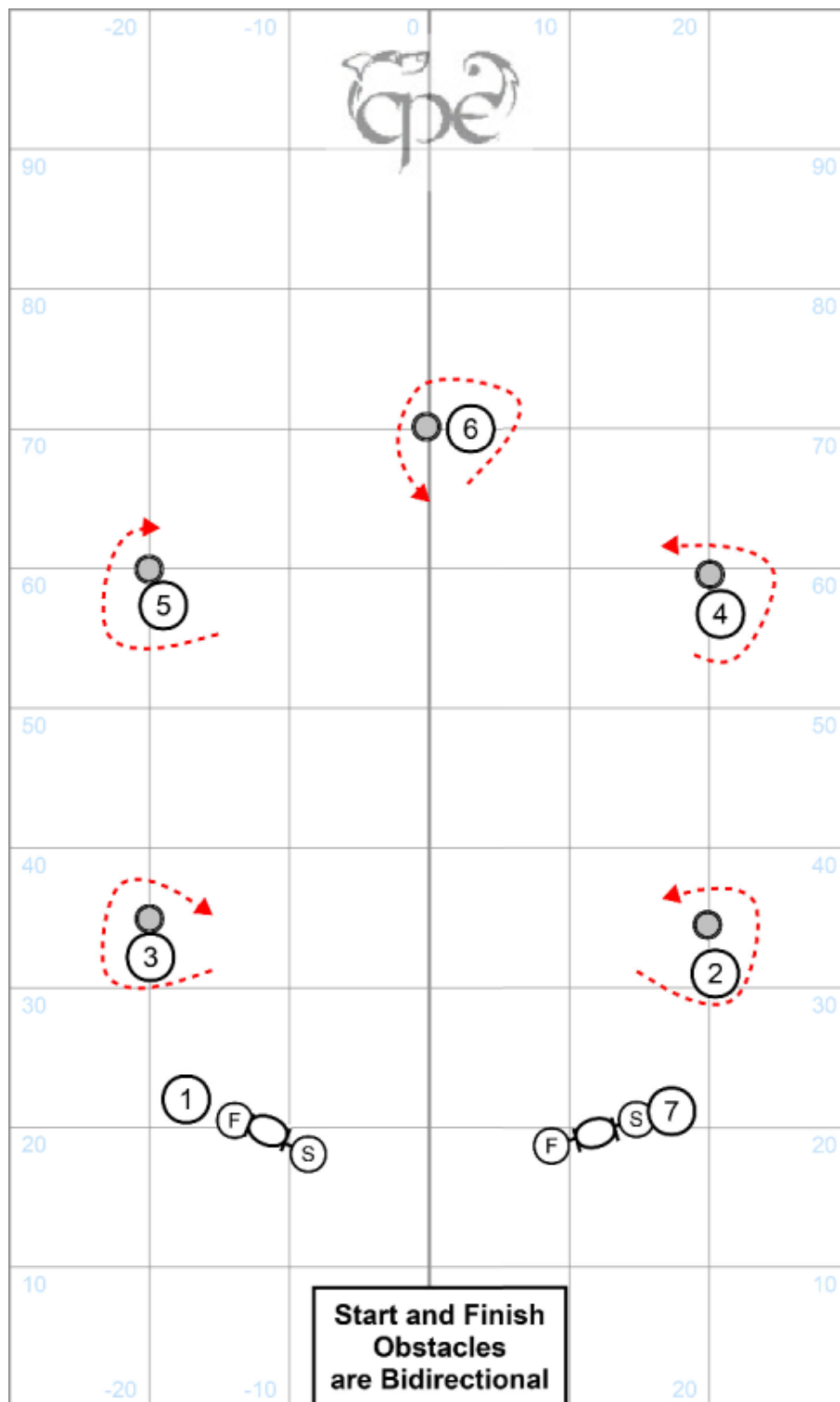
Pole Position Solo 1

November 15, 2025

Paws in Motion

Kanasville, WI

General Reminders: Start and finish hoops are Bi-Directional. The number is on the side of the barrel the dog should approach from. Fix any errors (dog going the wrong way around a barrel or taking an incorrect barrel).



Pole Position Solo 2

November 15, 2025

Paws in Motion

Kanasville, WI

General Reminders: Start and finish hoops are Bi-Directional. The number is on the side of the barrel the dog should approach from. Fix any errors (dog going the wrong way around a barrel or taking an incorrect barrel).